

Corpay[^]

Upcoming Releases

Published 7.24.25, for
8.7.25 Deployment

For Internal Distribution Only



Table of Contents

Release Note Highlights.....	3
Cards on Corpay Complete.....	4
Completed Work Stories.....	4
Completed Bug Fixes	7
Additional Training and Support Resources.....	8
Expenses on Corpay Complete	8
Completed Work Stories.....	8
Completed Bug Fixes	9
Additional Training and Support Resources.....	9
Invoice Automation on Corpay Complete	10
Completed Work Stories.....	10
Completed Bug Fixes	12
Additional Training and Support Resources.....	12
Payment Automation on Corpay Complete	13
Completed Bug Fixes	13
Additional Training and Support Resources.....	13

Release Note Highlights

Transaction Reporting now shows "Issued to" rather than "Contact" for Card Transaction Grid.

Older or Inaccurate Card and Expense Reports Removed from Reporting Module

Current Month and Previous Month Added as Quick Filters on Transaction Grid

Card Issued Date Added to Transaction Grid

Easily Add Expense Items from All Card Programs

Clearer Communication on Reports that Failed due to Large Size


Cards on Corpay Complete

Completed Work Stories

Description

Use Issued To instead of Contact when populating cardholder name in Transactions grid and reports

Updated the Transactions grid, Card Dashboard, and card reports to display the “Issued To” name instead of the “Contact” name. This ensures that cardholder names are visible even when cards are not linked to a system contact, providing more complete and accurate reporting for fleet and VCAP customers.

 **New Authorized Transactions**

Date	Name	Merchant	Amount
08/03/2025	Pratiksha Test user	Bank Card Two	\$20.00
08/01/2025	Pratiksha Test user	Dmart mall	\$20.00
07/26/2025	John Madden	New Regression19	\$2.00
07/15/2025	Pratiksha Test user	Summit Ridge Supply	\$42.10
03/19/2025	Shradha CardQA	AUTH 5	\$9.00

[VIEW ALL AUTHORIZED TRANSACTIONS](#)

Remove old/inaccurate card reports from the Reports module

Legacy card reports that were outdated or inaccurate have been removed from the Reports module. This cleanup ensures users only access relevant and reliable reports, reducing confusion and support tickets related to reporting discrepancies.

The following reports were removed: SVB Payment Listing, SVB Card CDF Statement, Visa S Balance Details Report, Visa S Fx Xb Report, Visa S Transactions Listing, Card Transactions Listing (replaced by new Transaction Listing report), and Card Purchase Listing (replaced by new Transaction Listing report).

Create Report x

Category*

Card & Expense x | v

Report Type*

Select one | v

Filters

Export Preferences

Export Format*

CSV | v

Export Destination*

download | v

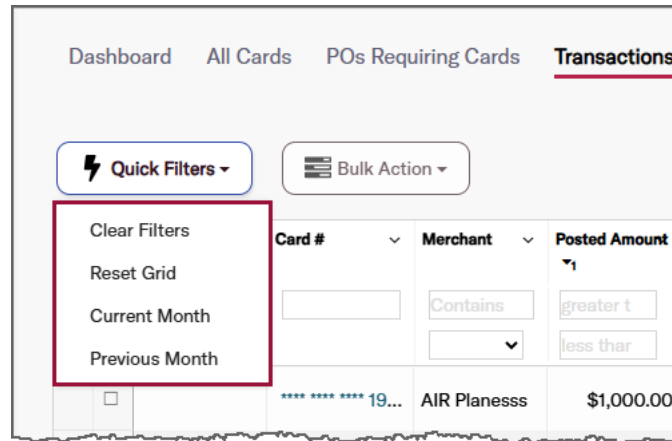
☐ Exclude Header Description

Reports cannot exceed 1,000,000 records. Cancel Create

Description

Add "Current Month" and "Previous Month" options to Quick Filters on Transactions grid

Introduced new Quick Filter options—"Current Month" and "Previous Month"—to the Transactions grid. These filters automatically apply to the Posted Date column, making it easier for users to reconcile transactions without manually entering date ranges.



Add Card Issued Date field to Transactions grid

Added a new "Card Issued Date" column to the Transactions grid. This enhancement helps users—especially those managing VCAP transactions—track when a card was issued, providing better context for transaction timelines and improving audit readiness.

Transactions			
Posted Amount	Authorized Amount	Posted Date	Card Issued Date
greater t	greater t	mm/dd/yyyy	mm/dd/yyyy
less thar	less thar	mm/dd/yyyy	mm/dd/yyyy
\$1,000.00	\$20.00	08/03/2025...	07/15/2025
\$1,000.00	\$20.00	08/03/2025...	07/15/2025

Completed Bug Fixes ✂

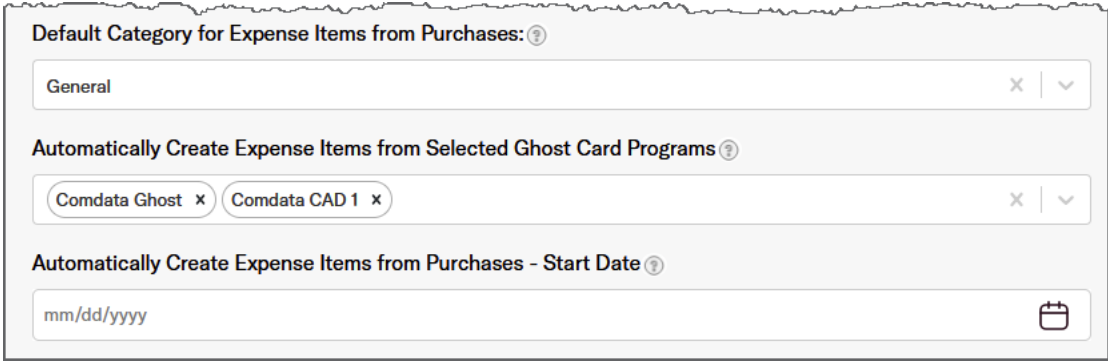
Description
<p>Status on Fleet Card not being correctly shown when canceling the edit modal</p> <p>Fixed a bug where changing a card's status and then closing the edit form without saving caused the wrong status to appear on the Card Details page until refreshed. This ensures users always see the correct card status immediately, improving clarity and reducing confusion.</p>
<p>Re-activating INACTIVE card from All Cards grid</p> <p>Resolved an issue where inactive cards could be reactivated directly from the All Cards grid. This fix removed the edit option from Inactive cards on the All Cards grid completely. This fix ensures that card status changes follow proper workflows, preventing unintended reactivations.</p>
<p>"Clear filter"/"Clear all filters" are not working on Fleet - Vehicle ID/ Driver ID Grid</p> <p>Fixed a bug where the "Clear Filters" option in the Cards module did not consistently remove all applied filters. This update ensures users can now reliably reset filters on the Vehicle ID and Driver ID grids, improving usability and reducing confusion during data review.</p>
<p>Virtual Card reports are not populating any data</p> <p>Resolved an issue where virtual card reports were returning blank results due to filtering errors. With this fix, customers issuing and using virtual cards in Corpay Complete will now see accurate and complete data in their reports.</p>
<p>Currency symbol error when card program currency symbol is blank</p> <p>Resolved an issue where the Card Details page failed to load if the associated card program lacked a defined currency code. This fix ensures that users can access card details even when currency settings are incomplete, improving reliability.</p>
<p>Corpay Complete +Full AP Expenses Are Duplicating</p> <p>Fixed a bug that caused duplicate card transactions to appear in the Transactions and Expenses grids. This issue led to confusion and inflated expense records for affected users. With this fix, users will now see accurate, non-duplicated transaction data, improving financial reporting and reconciliation.</p>
<p>Error issuing vendor virtual cards</p> <p>Resolved an issue where vendor virtual cards could not be issued due to incorrect handling of the cardholder name during the creation process. This fix ensures that virtual cards can now be issued smoothly, improving reliability for vendor payments.</p>

Additional Training and Support Resources

Location	Description
Client Facing	Visit the Cards Module support page.

Expenses on Corpay Complete

Completed Work Stories

Description
<p>Creating Expenses for All Card Programs</p> <p>Expanded the automatic expense creation feature to support all card types—Physical, Ghost, Virtual, and Fleet. The setting now reads “Automatically Create Expense Items from Selected Programs,” and a backend script ensures existing customers retain their configurations. This update gives users more flexibility and consistency across card types.</p> 

Completed Bug Fixes ✂

Description
Error for no Category, But Category Exists Fixed a bug where the system incorrectly flagged expense items as missing a category, even when one was selected. This issue was tied to policy violation settings not being respected. The fix ensures accurate validation and smoother expense report creation.
Error in Viewing Receipt on Expense Item Resolved a configuration issue that prevented certain file types (e.g., JPG, PNG) from being uploaded in the receipt preview. Users can now upload all supported file types when reviewing expense items, improving usability.

Additional Training and Support Resources 📖

Location	Description
Client Facing	Visit the Expenses Module support page.

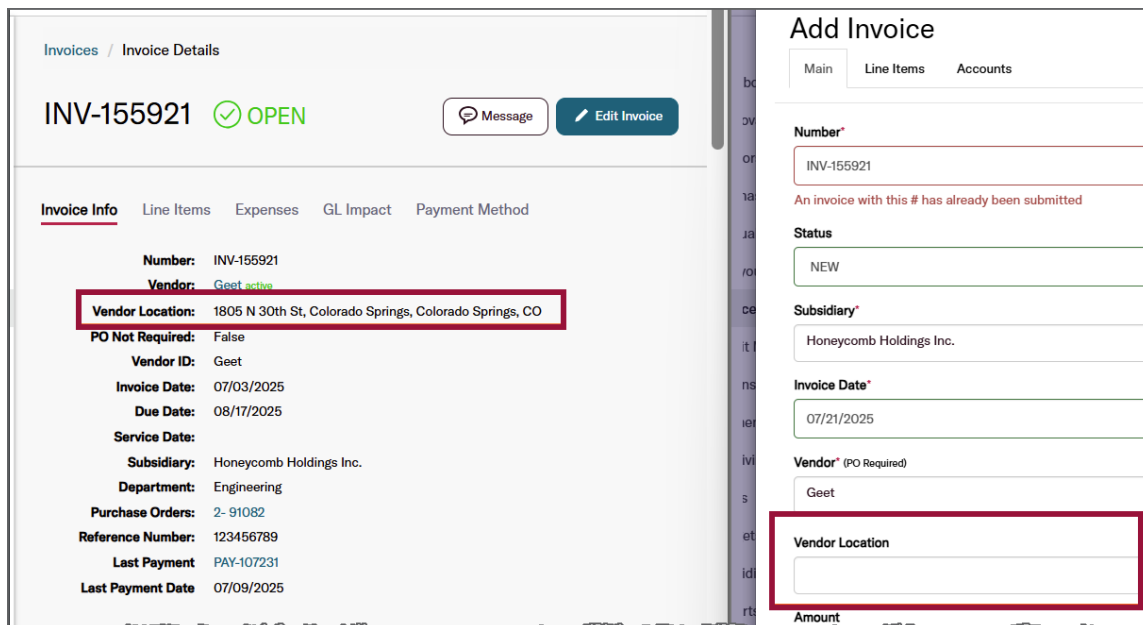
Invoice Automation on Corpay Complete

Completed Work Stories

Description

Remove Vendor Location from Duplicate Definition

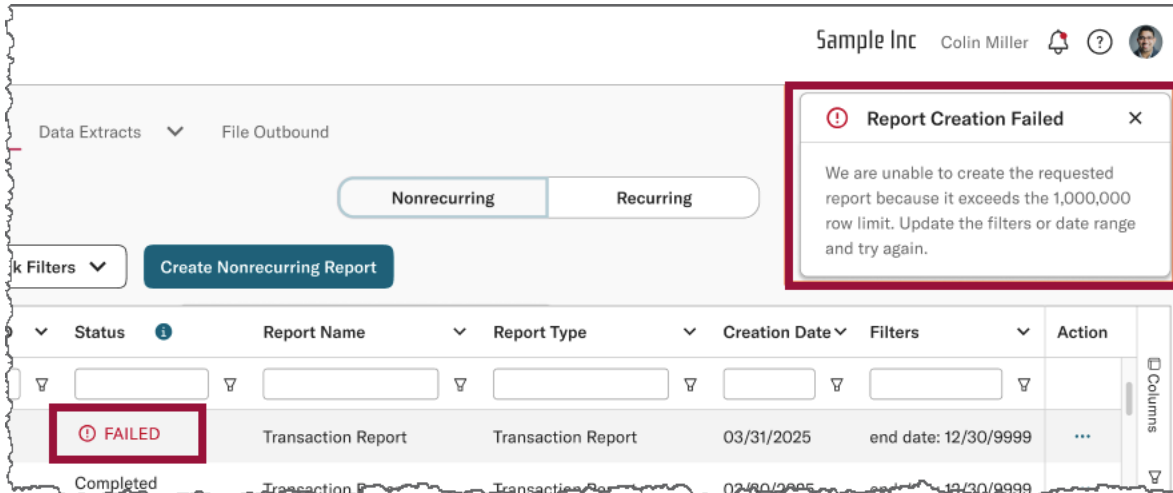
Updated the duplicate invoice detection logic to exclude vendor location as a matching criterion. This change prevents false positives for clients who use vendor address fields informally, improving accuracy and reducing workflow disruptions.



The screenshot displays the 'Invoice Details' page for invoice INV-155921, which is marked as 'OPEN'. The 'Invoice Info' tab is active, showing fields such as Number, Vendor (Geet active), Vendor Location (1805 N 30th St, Colorado Springs, Colorado Springs, CO), PO Not Required, Vendor ID, Invoice Date, Due Date, Service Date, Subsidiary, Department, Purchase Orders, Reference Number, Last Payment, and Last Payment Date. A red box highlights the 'Vendor Location' field. To the right, the 'Add Invoice' form is visible, showing fields for Number, Status, Subsidiary, Invoice Date, Vendor (PO Required), and Vendor Location. A red box also highlights the 'Vendor Location' field in this form. A message states: 'An invoice with this # has already been submitted'.

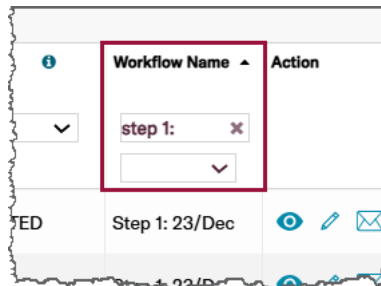
Limit report size

Introduced a report size limit to prevent system-wide failures when clients attempt to generate extremely large reports. The limit is now clearly communicated on the report page, ensuring faster and more reliable reporting for all users.



Added Workflow Name for Sorting and Filtering

Users can now sort and filter the Workflow Name field on the All Invoices Grid. This allows users to quickly filter and locate invoices that require action.



Completed Bug Fixes ✂

Description
Reapplying Credit Memos on Voided Payments Fixed an issue where Credit Memos were still applied to a payment, even if the payment was voided and the Invoice was still open. Credit memos will now unlink and reset if the payments are voided or rejected, so that the credit memo can be applied to future payments.

Additional Training and Support Resources 📖

Location	Description
Client Facing	Visit the Invoices Module support page.
Client Facing	Visit the Purchase Orders Module support page.

Payment Automation on Corpay Complete

Completed Bug Fixes

Description
Payments Grid Reissued Filter Not Displaying Processing (Reissued) Payments Fixed a bug where the “Processing (Reissued)” status filter in the payments grid did not display all relevant items. This ensures users can accurately track reissued payments and maintain visibility into payment statuses.
Inactive Payment Method Displaying in Approvals Resolved an issue where inactive payment methods were still appearing in approvals and dropdowns. The fix ensures only active bank details are shown, reducing the risk of selecting outdated accounts during payment processing.
Payment Run Error due to 3-Character Country Code Fixed a critical issue where payment runs failed for some vendors due to a mismatch between 3-character and 2-character country codes. This update ensures compatibility with systems and allows 2-character and 3-character country codes payments to process successfully.
Payment File upload stuck in "Creating Records" Resolved an issue where invalid payment file types caused uploads to get stuck in the “Creating Records” status. This fix ensures smoother file processing and prevents workflow disruptions during payment runs.

Additional Training and Support Resources

Location	Description
Client Facing	Visit the Payments Module support page.