

Corpay[^]

Production Release Notes

February 24, 2025



Table of Contents

Release Note Highlights.....	3
Card on Corpay Complete	4
Completed Work Stories.....	4
Completed Bug Fixes	5
Additional Training and Support Resources.....	5
Expense on Corpay Complete	6
Completed Work Stories.....	6
Completed Bug Fixes	6
Additional Training and Support Resources.....	6
Mobile App on Corpay Complete	7
Completed Work Stories.....	7
Completed Bug Fixes	8
Additional Training and Support Resources.....	8
Invoice Automation and PO on Corpay Complete	9
Completed Work Stories.....	9
Completed Bug Fixes	9
Additional Training and Support Resources.....	9
Payments Automation on Corpay Complete.....	10
Completed Work Stories.....	10
Completed Bug Fixes	10
Additional Training and Support Resources.....	10

Release Note Highlights

Corpay Complete

[VCAP Report Contact Filter](#)

[Merchant Data Collection](#)

[Attach Queued Receipt Option](#)

[Approval Workflow Section](#)

[Metadata Fields Dropdown Filter](#)

[Invoice and PO Metadata Display](#)

[PO Item Metadata Display](#)

[Invoice Listing Report Optimization](#)

[Vendor and Location IDs Addition](#)

[Payment Level Approvals](#)

Card on Corpay Complete

Completed Work Stories

Description

VCAP Report Contact Filter - When creating a VCAP report, users can now filter by contacts manually entered in the Issue Virtual Card form using a freeform text field, rather than being limited to a dropdown list of Corpay Complete users. This update allows users to enter a contact name or issued-to name in the Issued To field, and the downloaded report will be filtered accordingly. This enhancement improves user experience by providing more flexible and accurate report filtering options.

Virtual Card Listing Detail Filters

Start Date*

End Date*

Account Codes

Issued To

Vendor Number

Merchant Data Collection - Card users can now report on additional merchant data for their card purchases, including Merchant Address, Postal Code, and Country, in addition to the existing Merchant City and State. Integrations have been updated to collect this data for each transaction, and these fields have been added to the Virtual Card Reconciliation - Transactions report. This enhancement improves user experience by providing more detailed and comprehensive transaction information, making it easier to analyze and report on merchant data.

Completed Bug Fixes

Description	
VCAP Card Form Data Issues - Fixed a bug where virtual cards couldn't be created if the associated employee's mobile number was in the wrong format. This fix ensures smooth card creation, improving user experience by preventing errors.	
VCAP Vendor Name Filter - Fixed a bug where users were unable to filter by Vendor name for virtual cards on the All Cards grid, Transactions grid, and Create Report form for the Virtual Card Listing Detail and Virtual Card Listing Summary reports.	
Dashboard Transaction Display Fix - Resolved an issue where authorized transactions were incorrectly displayed in the New Authorized Transactions section of the card dashboard. This fix ensures accurate transaction display, enhancing user experience by providing reliable information.	
VCAP Report Download Errors - Fixed a bug that caused errors when downloading certain VCAP reports in XLSX format. This update ensures successful report downloads, improving user experience by providing reliable access to data.	
Mid-Cycle Card Limit Refresh - Addressed an issue where mid-cycle card limits were not refreshing correctly on the reset date. This fix ensures accurate limit updates, enhancing user experience by maintaining correct card limits.	
Pending Transactions Button Fix - Fixed a bug where the "View All Pending Transactions" button on the New Pending Transactions widget did not work. This update ensures functionality, improving user experience by providing access to pending transactions.	

Additional Training and Support Resources

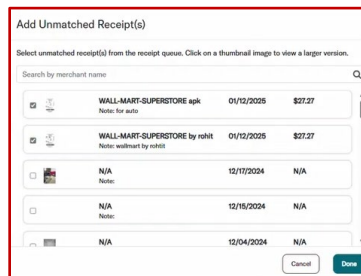
Location	Description
Client Facing	Visit the Cards Module support page.

Expense on Corpay Complete

Completed Work Stories

Description

Attach Queued Receipt Option - Expense module users can now attach an available receipt from the Receipt Queue when creating or editing an expense item on the web, similar to the mobile app. When users click the Upload Receipt button, a new tab called "Available Receipts" will show a list of unmatched receipts from the Receipt Queue. If a queued receipt is deleted, it returns to the Receipt Queue. The receipt list is sorted by date in descending order, and any receipt note entered will be applied to the Description field. This update improves user experience by providing a consistent and efficient receipt attachment process across both web and mobile platforms.



Completed Bug Fixes

Description

GL Coding Edit Fix - Resolved an issue where edits to GL coding on the Expense Report Details page were overwritten. This fix ensures that GL coding edits are retained, enhancing user experience by maintaining accurate expense data.

Create Expense Item Button Fix - Fixed a bug where the Create Expense Item button was hidden for newly created companies. This update ensures functionality, improving user experience by providing access to expense item creation.

Additional Training and Support Resources

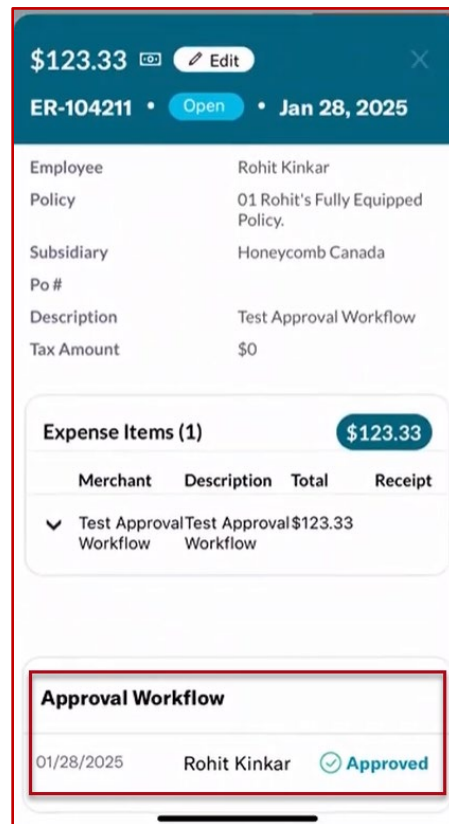
Location	Description
Client Facing	Visit the Expenses Module support page.

Mobile App on Corpay Complete

Completed Work Stories

Description

Approval Workflow Section - Corpay Complete mobile app users can now see where their expense report is in the approval workflow on the Expense Report Details page, similar to the web version. The Approval Workflow section has been added to this page for all expense reports that have started the approval process. This update improves user experience by providing clear visibility into the approval status, making it easier to track the progress of expense reports.



Metadata Fields Dropdown Filter - In the mobile app, the "simple picker" for metadata fields on expense items, which previously displayed only the most recent 25 records without search functionality, has been upgraded to a "searchable picker." This enhancement, already available on the web, enables users to search and access more than just the initial 25 records. This update enhances user experience by offering a more efficient and comprehensive method for selecting metadata fields.

Completed Bug Fixes

Description	
Route Map Improvements	- Fixed a bug where the address text box for Destination E overlapped the Round Trip checkbox on mileage route maps. Added validation to prevent incomplete route maps. This update enhances user experience by ensuring accurate route mapping.
Duplicate Receipt Notifications Fix	- Resolved an issue where duplicate receipt required notifications were sent for some transactions. This fix improves user experience by preventing redundant notifications.
Approval Request Display Fix	- Fixed a bug where expense report approvals did not appear in the Approvals list. This update ensures visibility, improving user experience by providing access to approval requests.
Message Display Fix	- Fixed a display bug where success and confirmation messages appeared in the middle of the screen instead of at the bottom. This update enhances user experience by ensuring consistent message placement.
Android Shadow Effect Fix	- Resolved a display issue on Android devices where a shadow effect appeared incorrectly on approval icons.
Mileage Expense Item Crash Fix	- Fixed a bug causing the app to crash when editing mileage expense items. This update enhances user experience by ensuring app stability.
Swipe Edit Expense Item Fix	- Resolved an issue where the app crashed when swiping to edit an expense item. This fix improves user experience by ensuring smooth editing functionality.

Additional Training and Support Resources

Location	Description
Client Facing	Visit the Cards Module support page.
Client Facing	Visit the Expenses Module support page.

Invoice Automation and PO on Corpay Complete

Completed Work Stories

Description

Invoice and PO Metadata Display - With this update, custom fields on the Invoice and PO Line Items in the PO matching tab of the invoice inbox were exposed. This enhancement improves user experience by allowing users to compare custom fields when matching.

Invoice Line Items													PO Line Items												
Item	Department	Business Unit	Location	Date	Unit Price	Qty	Additional Coding Fields						Amount	Tax	Total	#	PO#	Item	Department	Business Unit	Location				
TELE0001	--	--	--	Desk ... Invoic	\$100.00	1	Pia Taxable Yes						\$100.00	--	\$100.00	--	--	--	--	--	--				
Test SUB Item 00001	--	--	--	Item ... Invoic	\$75.00	1	Item Number	Yes	Pia Taxable	Car Company	Cars	Meta Text	Meta Date	Meta Num	200 Options		\$75.00	\$0.00	\$75.00	1	PO-7467	Test SUB Item 00001			
Test SUB Item 00001	--	--	--	Item ... Invoic	\$75.00	1	Item Number	Yes	Pia Taxable	Car Company	Cars	Meta Text	Meta Date	Meta Num	200 Options		\$75.00	\$0.00	\$75.00	2	PO-7467	Test SUB Item 00001			
Outstanding PO Line Items																									
#	PO #	PO Issuance Date	Item Name	Department	Business Unit	Location	Unit Price	PO Qty	Qty Received	Additional Coding Fields						Amount	Tax	Total							
2	PO-7467	02/04/2025	Test SUB Item 00001	--	--	--	\$75.00	1	--	Item Number	Yes	Pia Taxable	Car Company	Cars	Meta Text	Meta Date	Meta Num	200 Options		\$75.00	\$0.00	\$75.00			
1	PO-7467	02/04/2025	Test SUB Item 00001	--	--	--	\$75.00	1	--	Item Number	Yes	Pia Taxable	Car Company	Cars	Meta Text	Meta Date	Meta Num	200 Options		\$75.00	\$0.00	\$75.00			

PO Item Metadata Display - PO item metadata is now displayed in the receiving module, ensuring that if metadata is used on the PO, the values are shown on the receipt as well. These fields are display-only and cannot be edited, maintaining consistency with the PO. This update provides users with all relevant data for review, enhancing user experience by offering comprehensive context for each receipt.

Invoice Listing Report Optimization - With this update, the Invoice Listing Report was optimized to allow users to pull more results into the report. This enhancement improves user experience by providing comprehensive report data.

Completed Bug Fixes

Description

Error Message Display Fix - Resolved an issue where the "Oops, something went wrong please contact Support" error message was displayed in the Invoice Inbox.

Due Status Column Fix - Fixed a bug so filtering and sorting work on the Due Status column.

Additional Training and Support Resources

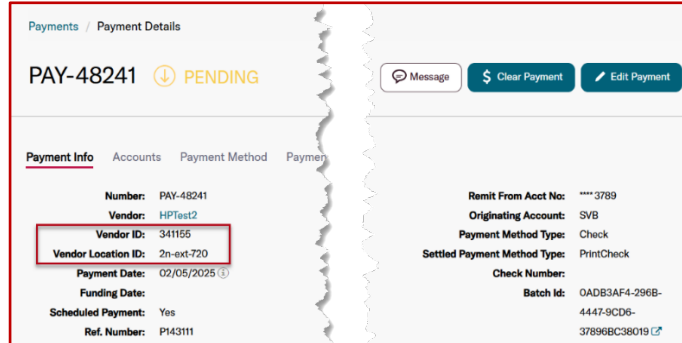
Location	Description
Client Facing	Visit the Invoices Module support page.
Client Facing	Visit the Purchase Orders Module support page.

Payments Automation on Corpay Complete

Completed Work Stories

Description

Vendor and Location IDs Addition - With this update, additional Vendor and Location IDs were added to the Payment Details view. This enhancement improves user experience by providing more detailed and specific payment information.



The screenshot shows the 'Payment Details' page for payment ID PAY-48241, which is in a 'PENDING' state. The 'Payment Info' tab is active, displaying a list of fields. The 'Vendor Location ID' field is highlighted with a red rectangular box, showing the value '2n-ext-720'. Other visible fields include 'Number: PAY-48241', 'Vendor: HPTes2', 'Vendor ID: 341155', 'Payment Date: 02/05/2025', 'Funding Date', 'Scheduled Payment: Yes', and 'Ref. Number: P143111'. On the right side, there are buttons for 'Message', 'Clear Payment', and 'Edit Payment'. Further right, additional details like 'Remit From Acct No: **** 3789', 'Originating Account: SVB', 'Payment Method Type: Check', 'Settled Payment Method Type: PrintCheck', 'Check Number', and 'Batch Id' are visible.

Payment Level Approvals - AP Complete customers now have the option to enable payment level approvals, in addition to Payment Run approvals. This update provides customers with the flexibility to approve payments individually, enhancing user experience by allowing more granular control within the batch approval process.

Completed Bug Fixes

Description

Check Number Filter Fix - Fixed an issue where the check number filter was not functional on the Payment Grid. This update enhances user experience by ensuring the filter works correctly, allowing for more efficient data sorting.

Negative Amount Payments Fix - Resolved an issue where payments with negative amounts were created if a discount was automatically applied and a credit memo was manually applied. This fix ensures accurate payment processing, enhancing user experience by preventing incorrect payment amounts.

Additional Training and Support Resources

Location	Description
Client Facing	Visit the Payments Module support page.