

Corpay[^]

Release Notes

January 22, 2025



Table of Contents

Release Note Highlights.....	3
Card on Corpay Complete	4
Completed Work Stories.....	4
Completed Bug Fixes	5
Additional Training and Support Resources.....	5
Expense on Corpay Complete	6
Completed Work Stories.....	6
Completed Bug Fixes	6
Additional Training and Support Resources.....	7
Mobile App on Corpay Complete	8
Completed Work Stories.....	8
Completed Bug Fixes	8
Additional Training and Support Resources.....	9
Invoice Automation and PO on Corpay Complete	10
Completed Work Stories.....	10
Completed Bug Fixes	10
Additional Training and Support Resources.....	10
Payments Automation on Corpay Complete.....	11
Completed Work Stories.....	11
Completed Bug Fixes	11
Additional Training and Support Resources.....	11

Release Note Highlights

Corpay Complete

[Card Balance Update](#)

[Validation Check](#)

[Reset Card Limit](#)

[Time Zone Indicator](#)

[Automatic Account Percentages](#)

[Destination Country Option Updates](#)

[Split Coding UI Improvement](#)

[Expense Report Help Link](#)

[GL Recommendations](#)

[Invoice Sync](#)

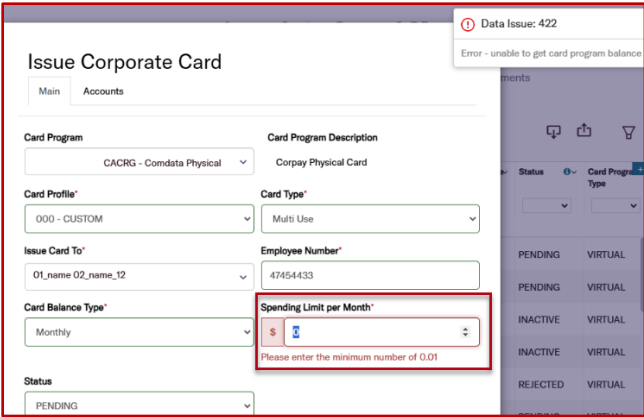
Card on Corpay Complete

Completed Work Stories

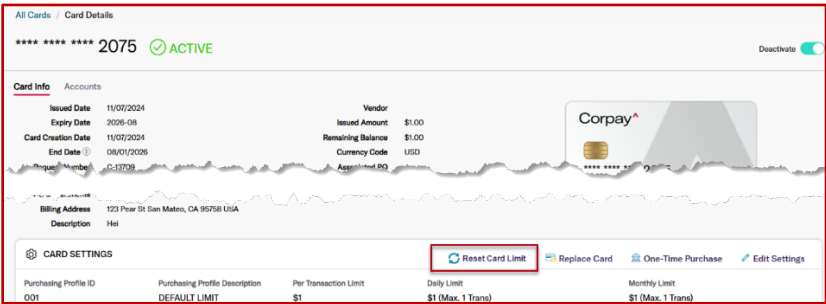
Description

Card balance information now reflects the card’s purchasing profile for customers that are set up with mid-month billing cycles. Previously all cards, regardless of when the billing cycle refreshed, would show balance data based on the standard calendar month in Corpay Complete.

With this improvement, the team added a validation check to prevent users from setting the card amount/spending limit as 0 when issuing, requesting, or editing a card.



Card admins can now reset the card limit for physical and ghost cards. A new “Reset Card Limit” button was added to the Card Settings section of the Card Details page.



When a card profile is updated, the debit and credit account percentages will now be automatically set to 100% on any cards associated with the card profile. Previously, debit and credit accounts not being 100% prevented purchases from generating for the card, which is now addressed by this deployment.

A CST/CDT time zone indicator was added to the Last Trans Date field on the Card Details page and the Transactions section of the Statement Details page.

Completed Bug Fixes

Description	
Card Details Page Timeout:	Fixed timeout issue with large transaction volumes.
Issue Dates:	Corrected card details issue dates.
Transaction Grid Filters:	Fixed non-functional filters.
Bulk Upload Amounts:	Ensured cards inherit amounts from purchasing profiles.
Multiple Card Issuance:	Prevented multiple cards from being issued by repeated clicks.
PO Deletion Error:	Resolved error when deleting POs requiring cards.
vCard Column:	Removed redundant vCard column.
Edit Button:	Enabled editing cards directly from the All Cards grid.
Recent Transactions:	Displayed most recent transactions and View All button
Grid Sorting:	Fixed sorting issues on the All Cards grid.
Accounts Table Alignment:	Corrected alignment in the Accounts section.
Issue Card Form:	Fixed submission issue from the PO Details page.
Dashboard Filters:	Cleared filters when switching stats on the Card Dashboard.
Amount Sorting:	Enabled sorting for Posted and Authorized Amount columns.
Corporate Card Form:	Clarified maximum amount without a purchase order.
Required Field Error:	Added error message for missing "Ship this card to" field.

Additional Training and Support Resources

Location	Description
Client Facing	Visit the Cards Module support page.


Expense on Corpay Complete

Completed Work Stories

Description
For customers with split coding enabled, the Edit Expense Item page now shows dropdown options in the Expense Allocation section for expenses without splits. Previously, for a customer who has Split Coding enabled but doesn't add any splits to an expense, when they edited the expense item, the UI on the Edit form would look like they had added splits and would prompt them to edit their splits, which was causing confusion. With this improvement, if there were no splits entered, users will see the Edit form with just the standard dropdowns without any splits to avoid confusion.
When a route map is created on a mileage expense, a screenshot of the route map will be added to the expense as an attachment. This is consistent with the existing functionality on the mobile app
Updated the Expense Report Help link to direct users to the correct help articles in the knowledge base.

Completed Bug Fixes

Description
Metadata Fields Dropdown: The dropdown on Create and Edit Expense Item pages now shows the first 25 records, with search functionality for additional records.
Expense Reports with Missing Category Violations: Fixed loading issues for reports with missing category violations.
Google Map Focus in Mileage Form: Corrected map focus on the first destination in the mileage calculator.
Expense Dashboard Visibility: Fixed visibility issues for users without access to the Expense module.
Violation Tooltip Display: Improved display of violation reasons in the Expense Reports grid.
Receipt Note Carry Over: Ensured Receipt Notes carry over to the Description field when attached.



Description
Expense Report Sync Errors: Fixed display issues for ERP sync errors on the Sync Error Listing Report and Expense Report Details page.
Expense Report Detail Listing Report: Corrected display of split expense records.
Metadata Fields Update: Fixed update issues for metadata/custom fields when editing split expenses.
Attachment Section Navigation: Fixed navigation issues in the attachments section when editing expenses.
Vendors and Accruals Modules Display: Corrected display issues for users without access to these modules.

Additional Training and Support Resources

Location	Description
Client Facing	Visit the Expenses Module support page.

Mobile App on Corpay Complete

Completed Work Stories

Description
The destination field labels on the Add/Edit Route Map modal when entering a route for a mileage expense in the mobile app are now updated to be consistent with the web app.

Completed Bug Fixes

Description
Subsidiary Visibility: Fixed issue with Subsidiary list not populating for staff users.
PDF Receipt Attachments: Resolved issue with opening some PDF receipt attachments.
Per Diem Button Crash: Fixed crash when editing Per Diem expense items.
Single Expense Item Form: Enabled manual creation of expense items.
Google Map Coordinates: Ensured visibility of route coordinates on web.
Edit Mileage Form Crash: Fixed crash when editing Business Unit field.
Receipt Queue Date Grouping: Removed date grouping when filtering by Merchant Name.
Unlinking Expense Item Error: Resolved error when unlinking expense items.
PO Required Violation: Fixed display issue for PO required policy violation.
Currency Conversion Policy: Corrected display of currency symbols.
Global Search Issue: Fixed search functionality by expense number.
Subsidiary and Policy Field Formatting: Standardized field formatting on Receipt Details page.
Approval Counts on Home Page: Ensured automatic update of approval counts.
Invoice GL Coding Display: Fixed display of debit entries on invoice details.
Unit and Total Amount Change: Resolved unit and amount changes issue on mileage expenses.
Edit Mileage Form Error: Fixed error when editing route maps.
Description Field Requirement: Corrected requirement display for Description field.
Deleted Route Map Thumbnails: Removed thumbnails of deleted route maps.

Additional Training and Support Resources

Location	Description
Client Facing	Visit the Cards Module support page.
Client Facing	Visit the Expenses Module support page.

Invoice Automation and PO on Corpay Complete

Completed Work Stories

Description
With this improvement, a new client configuration allows clients to hide GL Recommendations from approvers.
With this update, a new client configuration allows Purchase Order forms to inherit the Business Unit and Department fields from the selected PO requestor.
A new client configuration allows invoices to automatically sync with ERP when submitted from Draft to New status.
A new client configuration was created, which allows clients to choose to turn off the functionality if they have generic catalog items that can be used on all vendors.
A new configuration offers clients the flexibility to enforce approvers complete GL coding instead of invoice processors.
This update improves customer experience by giving more real estate to the Invoice grid.

Completed Bug Fixes

Description
PO Detail Listing Report Update: Adjusted the PO detail listing report to include item location and receive by date.
PO Warning Message Feature: Fixed an issue so users are notified when the matched PO will be overfulfilled.
Vendor Filter on Invoice Listing Report: Fixed the vendor filter on the Invoice Listing Report to instantly load vendors.

Additional Training and Support Resources

Location	Description
Client Facing	Visit the Invoices Module support page.
Client Facing	Visit the Purchase Orders Module support page.

Payments Automation on Corpay Complete

Completed Work Stories

Description
With this improvement, Guatemala (GTQ) and Panama (PAB) were added as destination country options in the Edit Vendor Payment Method modal.
Payment type names were updated to the standard naming convention to reduce confusion.

Completed Bug Fixes

Description
Submit All for Approval Button: Fixed issue where it created payment runs instead of submitting for payments.
Credit Memos Display: Resolved issue with credit memos not showing in the Submit All confirmation modal; details now viewable in Payment Run Summary and Payment Run details.
Create Report Modal: Added indicator for required date fields.

Additional Training and Support Resources

Location	Description
Client Facing	Visit the Payments Module support page.