

### Contents

<b>OVERVIEW – CORPAY COMPLETE .....</b>	<b>2</b>
<b>Card.....</b>	<b>2</b>
Improvements .....	2
<b>Expense .....</b>	<b>2</b>
Improvements .....	2
Issues .....	3
<b>Mobile App.....</b>	<b>3</b>
Improvements .....	3
Issues .....	4
<b>Invoice Automation and Purchase Order .....</b>	<b>5</b>
Improvements .....	5
Issues .....	7
<b>Payments Automation .....</b>	<b>8</b>
Issues .....	8

## Corpay Production Release Notes

Corpay is pleased to announce the release of the following items on November 13<sup>th</sup>, 2024.

### OVERVIEW – CORPAY COMPLETE

#### Card

##### Improvements

- With this improvement, the **Active Cards**, **Cards Used Last 30 Days**, **Cards Idle Last 30 Days**, and **Cards Near Zero Balance** tiles were removed from the top of the **All Cards** grid. This will prevent any potential confusion for card users as a result of either incorrect data showing in the tiles or the tiles reflecting what is in the current grid view, which may not match the one on the tiles.

#### Expense

##### Improvements

- With this improvement, the *Tax Amount* field has been updated to no longer be editable for *nonreimbursable* expense items created from card purchases. Prior to the change, when an expense is created from a card purchase, certain fields like *Merchant*, *Date*, and *Total Amount* are locked since they are linked to the transaction data, while the *Tax Amount* field is editable on these expenses, which can allow users to alter the *Total Amount* by inputting a positive or negative tax value. The improvement helps to ensure that the expense total amount matches the purchase total correctly on the web and mobile app.
- With this update, when adding expenses to an existing expense report, **Expense Report Name** will now display in the expense report selection list if a custom name was saved on the report. This change will improve the user experience as users find it helpful to see the **Expense Report Name** in the expense report selection list to be able to easily differentiate between reports.

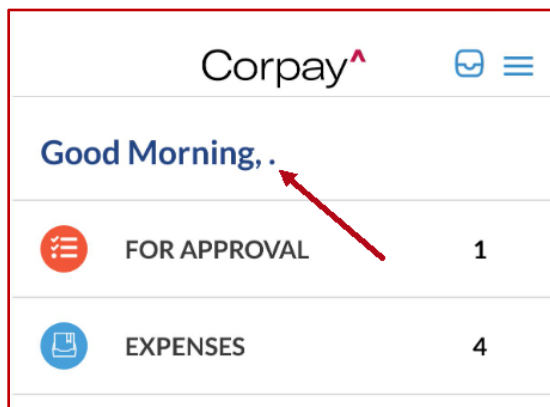
## Issues

- Fixed an issue where no results populated in the *Policy* field when editing an expense item if the user has multiple subsidiaries associated with their profile.
- Fixed an issue where users could create duplicate expenses through **the Add Expense Item** workflow.
- Fixed an issue where the link behind the **"Go to approvals"** button was broken on the **Unapproved Expense Report** reminder email.
- Fixed an issue where the tax amount on the **Receipt Details** page showed as "null" or "undefined" if no value was captured.

## Mobile App

### Improvements

- This improvement includes several small mobile UI improvements to improve user experience with scrolling, filtering, and font/text color consistency throughout the app. The changes include:
  - Remove horizontal scroll bar from the transactional filter,
  - Fix the gesture handler issue,
  - Improve the *Sort/Filter* feature that takes some time when user redirect to the receipts list,
  - Improve Global search filter compatibility with infinite scroll list,
  - Fix **Create Expense** section icons to match new color,
  - Fix fonts in new **Per Diem** section with respect to **Create New Expense**,
  - Add uploading on loading indicator when user uploads the receipt on transaction.
  - Remove the period when there is no username,



## Issues

- Fixed an issue in the mobile app where the route map on **Mileage** expense gave a validation error when removing and re-entering an address in the same destination field.
- Fixed an issue on the mobile app where the exchange rate details would show on the **Expense Report Details** page when the base and converted currency are the same.
- Fixed an issue on the mobile app where *Start* and *End Dates* would be selected when assigning a delegate even if users tapped the **Cancel** button.
- Fixed an issue in the mobile app where the *Department* value was cleared when an amount was entered on the **Create Expense Item** page.
- Fixed an issue in the mobile app where the Start Date of a date range filter could be later than the selected End Date.
- Fixed an issue in the mobile app where users would sometimes get stuck on an infinite loading screen when uploading a receipt attachment.
- Fixed an issue in the mobile app where Location and Department subsidiary settings were not correctly applying to **Mileage** expenses.
- Fixed an issue in the mobile app where the value selected for the *Expense Report* field on the **Create Expense Item** page didn't show as selected when clicking on the dropdown list.
- Fixed an issue in the mobile app where manually linking a receipt to an expense that already had a

receipt attached caused the original receipt to be unlinked and returned to the receipt queue.

- Fixed an issue in the mobile app where the **Matched Receipts** queue had to be manually refreshed to show newly attached documents.
- Fixed an issue in the mobile app where expense approvers could return an expense back to the requestor without entering anything in the required rejection reason field.

## Invoice Automation and Purchase Order

### Improvements










- With this improvement, the team added the ability for IA customers to add custom labels for fields so that they match the labels for the same fields in their ERP. With these changes:
  - The "**Edit Recurring Invoice**" form enhancement will show customer specified custom labels on selected fields to match labels (for the same fields) in their ERP.
  - This improvement will give IA customers the ability to add custom labels for fields so that they match the labels for the same fields in their ERP. This "**Add Recurring Invoice**" form enhancement will show customer specified custom labels on selected fields to match labels (for the same fields) in their ERP.
  - The **Invoice Details** page enhancement will show customer specified custom labels on selected fields to match labels (for the same fields) in their ERP.
- The team added the ability to manually sort item line and expense line sections manually in the invoice inbox.

**Debit Entries**

Recommended GL Code



Action	Source	Account	Tax Code	Tax	Sub Amount	WH Tax	WH Tax Amount
Copy	INV-124141	1090-Undeposited Funds		₹0.00	₹10.00		

Actions	Account	Tax Code	Tax	Sub Amount	WH Tax	WH Tax Amount	Rebate	Rebate Amount
⋮   	1090-Undeposited Funds		₹0.00	₹0.00				
⋮   	1090-Undeposited Funds		₹0.00	₹0.00				
⋮   	1090-Undeposited Funds		₹0.00	₹0.00				
Total		New preset...						

- This **"Upload Queue"** enhancement will show customer specified custom labels on selected fields to match labels (for the same fields) in their ERP.

**Line Items**

Actions	PO Line#	PO#	Item	Item Description	Tax Code	Unit	Qty	Unit Price	Tax	Account	Department	Location	Bur
✓  			<input type="text" value="Search Product Item"/>		Select...	Select...				Select...	Select...	Select...	€
Total													

- With this improvement, the team added a *type ahead* search feature for the *Type Id* dropdown from the **Add Vendor** form. Previously, when searching for the *Type ID* in the **Add Vendor** form, the search will only function if the related *External ID* is present. If the *External ID* is missing, the search will not yield any results. The update will close this functional gap.

The screenshot displays a form with the following fields and values:

- Requestor/Account Manager:** Accrualify OCR
- Receiver:** search/select
- Currency Codes:** EUR
- Default Currency Code:** EUR
- Contract End Date:** 10/24/2024
- Payment Term:** Select...
- Type ID:** A dropdown menu is open, showing 'At' as the selected option and 'ATN' as an alternative option.
- 234567:** A text field containing the number 234567.

Buttons at the bottom include 'Back', 'Cancel', and 'Next'.

## Issues

- Fixed an issue that prevented users from linking budget with invoice. The fix will allow users to now *type ahead* on the budgets dropdown by populating budget options.
- A bug was fixed where users on the **PO details** page face an issue when trying to download pdf, and the address field appears blank even when the Vendor has linked address to it and default is set turned on. The fix ensures default vendor address appears on PO PDF creation.
- This fix resolved an issue where *Due Date* remained the same as *Invoice Date* when users were trying to add invoice from **Invoice** tab and selected **Payment Term** (Net 90). After the fix, **Payment Term** selection updates the due date.
- Fixed a form bug where the system erroneously suggested to autofill the *Amount* field. The issue was fixed so that autocomplete options do not affect dropdown selections on the rest of the form.
- Fixed an issue where filters were not populating as per the selected values. The fix will allow *type ahead* filters to work as expected.
- Resolved an issue on the **Accrual** module where adding **Accrual** from **Vendor Details** and **PO Details** page caused an error message.
- Fixed a bug on **Upload Queue** so system accidentally doesn't remove any data when a new page is

added (using the **Add Page** button) to an existing invoice.

- Fixed an issue that prevented users from viewing the **Bulk Operations 2.0**.
- With this fix, users now have the ability to export their **Teams** data to a CSV file so that it matches exactly what they see on the **Teams** grid in Corpay Complete. Previously, the **Teams** grid export did not include members data.
- Fix an issue that was displaying the week count which is not needed.

### Payments Automation

#### Issues

- This fix resolves an issue on the Payment Run details page where resetting and submitting the payment run results in duplicate invoices appearing in the invoice grid.

[Back to the top](#)